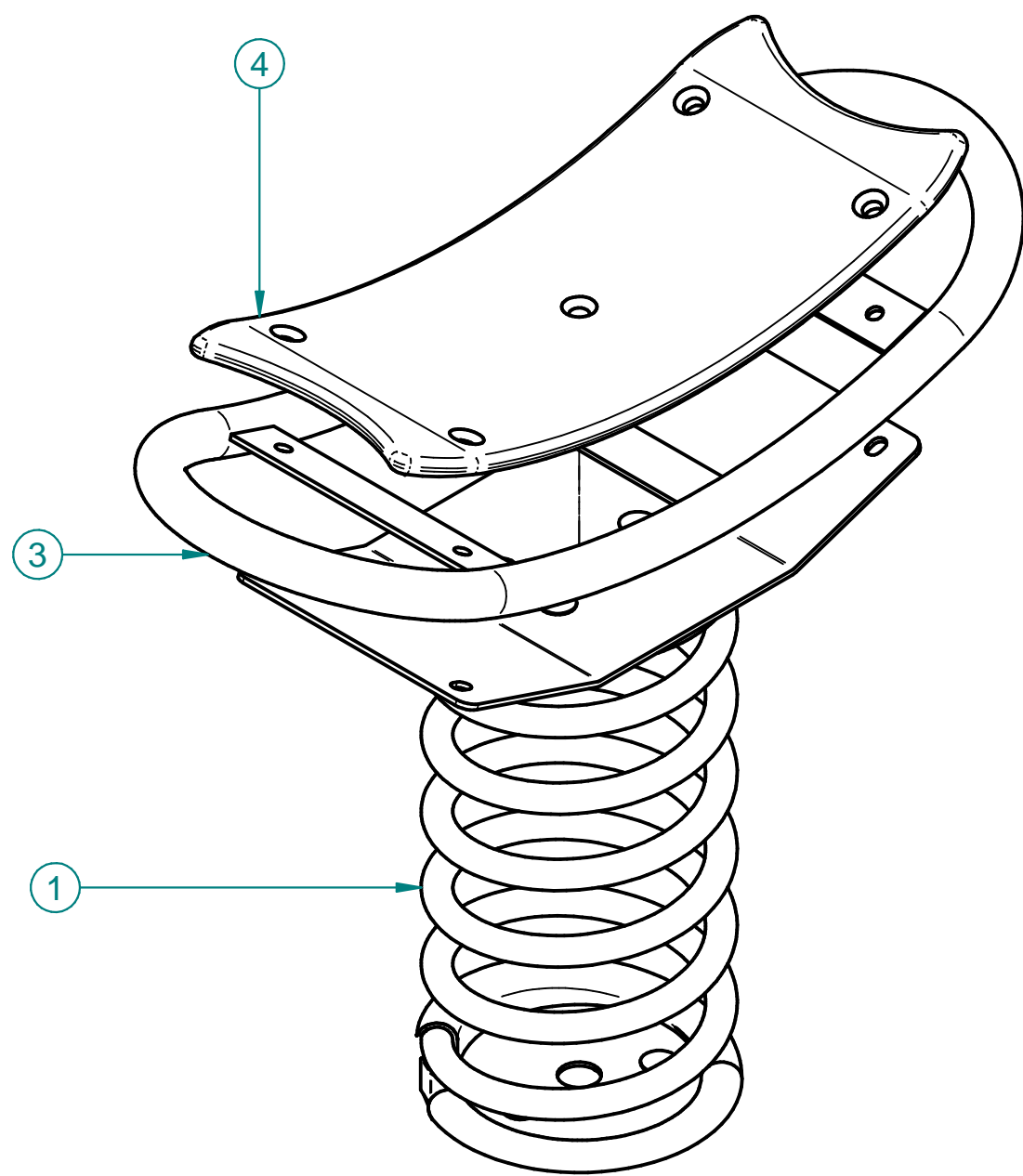
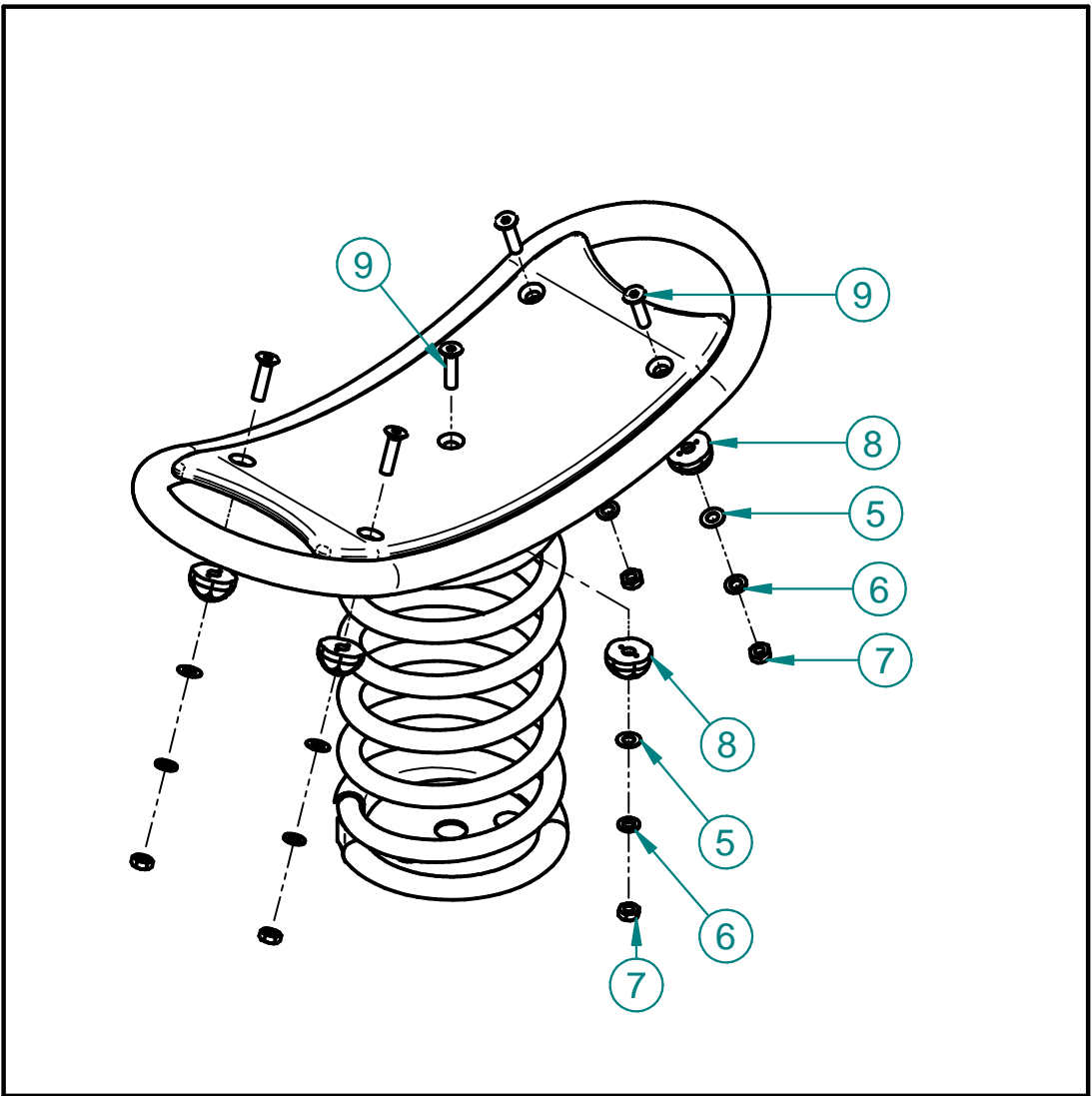


FSCURVWG - Curve Wing Spring Rocker Installation Guide

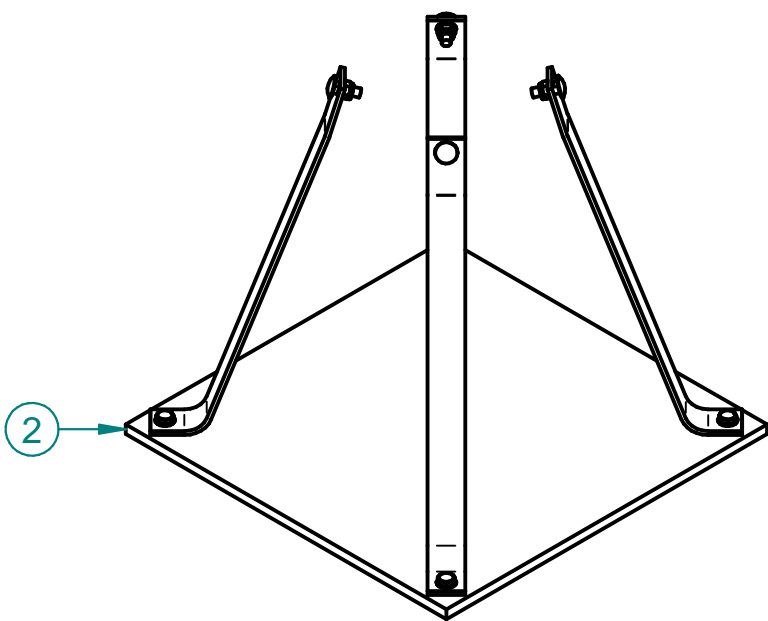


1. Position Curve Wing Frame and Seat.



2. Bolt Seat and Frame into position using 5x fixings as shown.

3. Assemble Ground Anchor and bolt to the bottom bracket of the pre-assembled spring.



Ground Anchor kit supplied as loose components with fixing pack and instructions.

Please refer to document:  
FI-GA-GI-2013-A EGA Ground Anchor Installation Guide  
for specific footing details.

Parts List

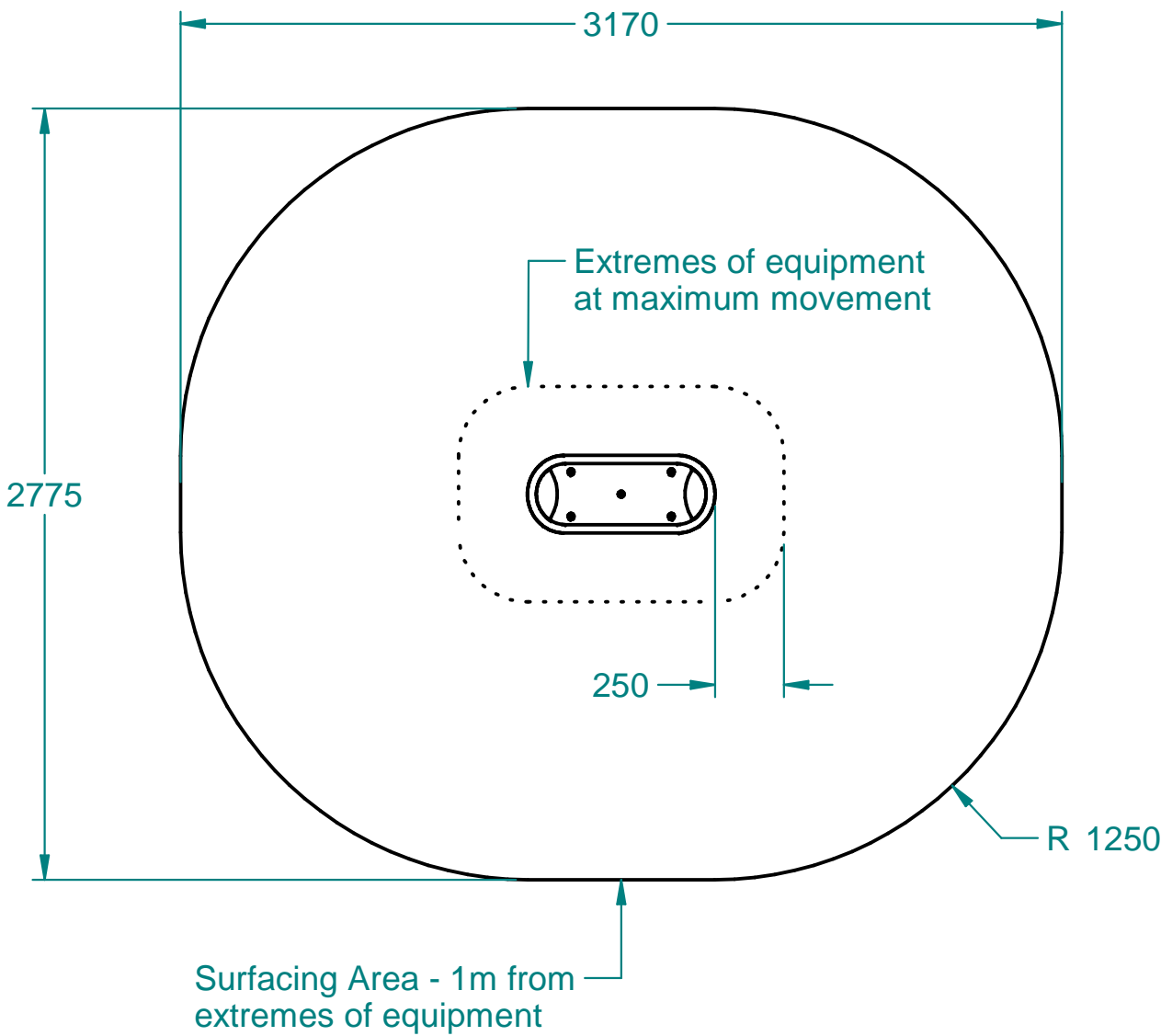
Item	Code	Description	Qty
1		400mm Spring Assembly	1
2		Ground Anchor Kit	1
3	FME0202-C	Curve Wing Springer Frame	1
4	FPL3113-B	Curve Wing Springer Seat	1
5	FSU0031-A	M10 Washer - SS	5
6	FSU0096-A	M10 Locking Washer - SS	5
7	FSU0097-A	M10 Plain Nut - SS	5
8	FSU0100-A	M10 Two Piece Security Cap - Flower	5
9	FSU0198-A	M10 x 40mm CSK Bolt - SS	5

This product should be inspected by a competent person who is familiar with BS EN 1176 to the below maintenance and inspection schedule.

Maintenance Inspection

FREQUENCY	WHAT TO DO
VISUAL INSPECTION (EVERY MONTH)	Identify any risks stemming from vandalism, intensive use or unusual weather
	Check for missing or broken parts
	Make sure that all protective covers are in place
	Inspect surfacing below and around equipment
FUNCTIONALITY INSPECTION (EVERY MONTH)	Check that the equipment, or the part concerned is operating correctly
	Check all fixings, joints and stability of the equipment and tighten or replace if necessary
	Check all parts for wear and tear and replace if necessary
	Thorough cleaning of equipment and any stainless steel parts with water and detergent
COMPREHENSIVE INSPECTION (EVERY 6 MONTHS)	All of the above plus:
	Inspect the anchoring system
	Inspect any moving, mechanical and electrical parts are operating correctly
	Check overall condition of any paintwork or galvanizing – repaint / touch up if necessary

Surfacing Area: 7.5 sqm  
Free Height of Fall: 0.55m



Approx. Unit Weight: 30kg

Curve Wing Springer Frame: 6.5kg  
Sit-In Springer Seat: 2.5kg  
Spring Assembly: 18kg  
Ground Anchor Kit: 3kg

Modification	Date	Approved
New Drawing	27/04/16	RW
Component List Updated	02/08/16	RW
FFH Updated	11/01/16	RW
Spitfire Road, Old Sarum, Salisbury Wiltshire, SP4 6GB, UK Tel: +44 (0)1722 349 793 www.fahr-industries.com		
<b>Fahr Industries Ltd</b>		
This document, including the copyright therein, is the property of Fahr Industries Ltd and may not be utilised for any purpose or reproduced, or transmitted to any third party without prior written consent.		
	All Dimensions in mm	1 of 1
Not To Scale		
Drg By	Richard Willstrop	Date
		27/04/2016