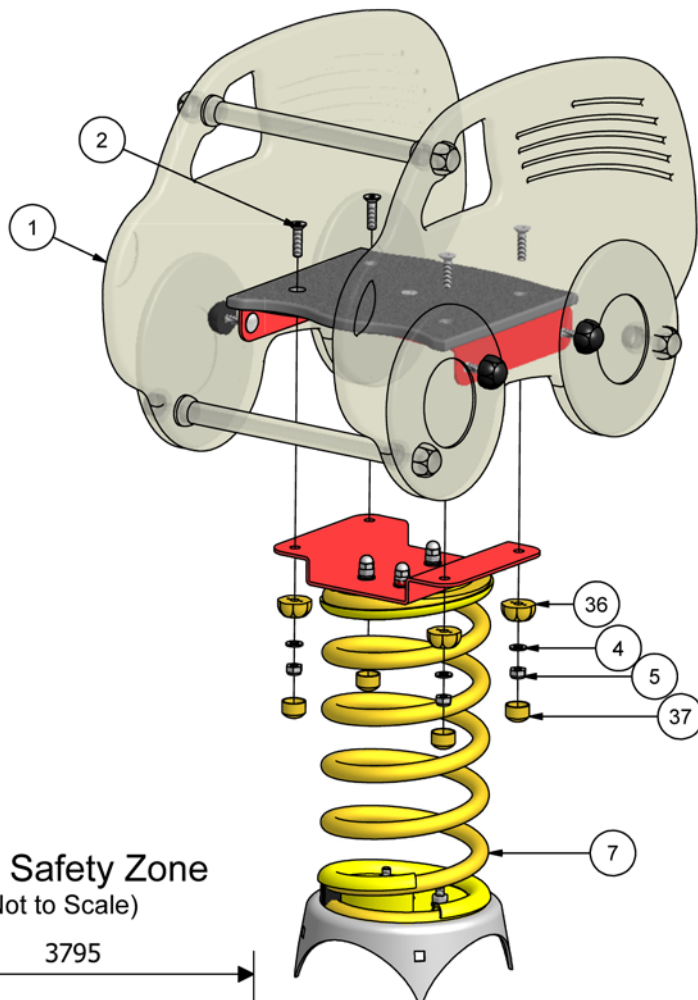


Parts List

ITEM	QTY	PART NUMBER
1	1	SIT-IN SPRINGER TOP SUB ASSY'
2	4	M10x40 COUNTERSINK SS
3	4	DONUT FLOWER BASE
4	4	M10 WASHER SS
5	5	M10 NYLOC NUT SS
6	4	DONUT FLOWER CAP
7	1	400mm SPRING MIDDLE ASSY'
8	1	Ground Anchor Set EGA500

**** Please note that although graphical representation may differ from actual springer supplied, this fixing pack documentation is common to all Fahr Sit-in Springers.**

Fig 1 : Sit-in Springer Assembly



Product Features

Type	Information
Age Range	2-5 years
Free Fall Height	Less than 0.6m
Maximum Mass	Top Assy' = 20Kg Spring Assy' = 14Kg
Tooling Required	M10 Spanners & Allen Key
Spare Parts Available ?	Yes - Off the shelf items
Year of Manufacture	2013
TUV Certified	Yes

Fig 2 : Maximum Unit Size

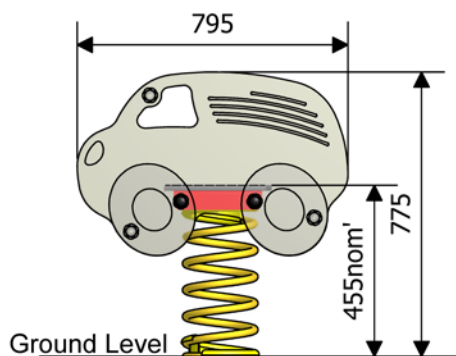


Fig 3 : Safety Zone
(Not to Scale)

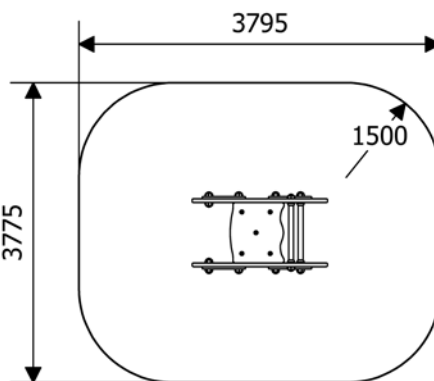
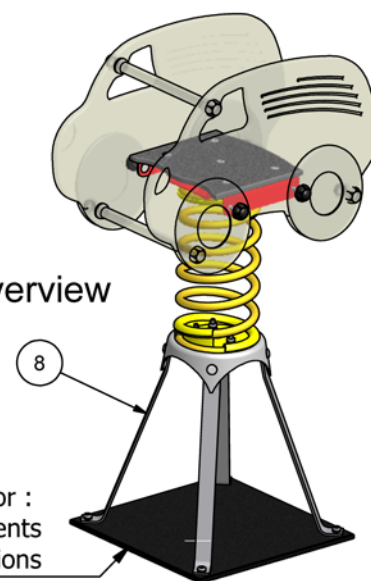


Fig 4 : Full Overview



Product Inspection

This product should be inspected by a competent person who is familiar with BS EN 1176 to the following inspection schedule :

Minimum Inspection Schedule	
Inspection Type	Inspection Frequency
Visual	Every Month
Functionality	Every 6 Months
Comprehensive	Every 12 Months

Ground Anchor :
Supplied as loose components
with Fixing Pack / instructions

Fahr
Industries Ltd

Sit-in Springer Installation Guide

FI-SIS-GI-2013-A

Fahr Industries Ltd, Spitfire Road, Old Sarum, Salisbury, Wilts. SP4 6GB
Tel: 01722 349793 Fax: 01722 349792 Email: info@fahr-industries.com Web: www.fahr-industries.com

No part of this document may be copied or used without the express written permission of FAHR INDUSTRIES LTD (c) FAHR 2012