

Material & Product Details

Steel sections are all mild steel to the relevant BS EN steel standards

Plastic panels are made from long lasting HDPE

Chains are 8mm short link sherardised mild steel

Fixings are mostly BZP, high tensile steel, hex head bolts with washers and Nyloc nuts

Coatings

All steel equipment made by Play & Leisure is shotblasted to SA 2.5 before a 60-micron thick epoxy-based zinc phosphate primer is applied and finally a 70 micron thick coating of polyester powder.

All Play & Leisure Ltd's equipment & surfacing complies to BS EN 1176 parts 1-10, BS EN 1177 and BS EN 15312. Equipment is guaranteed for 30 years against structural failure.

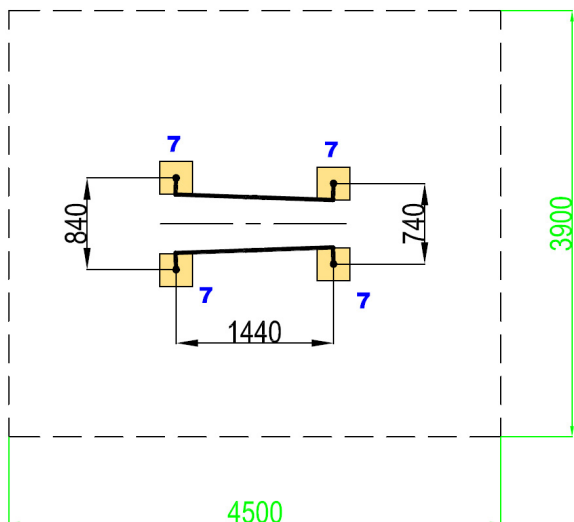


Installation Instructions

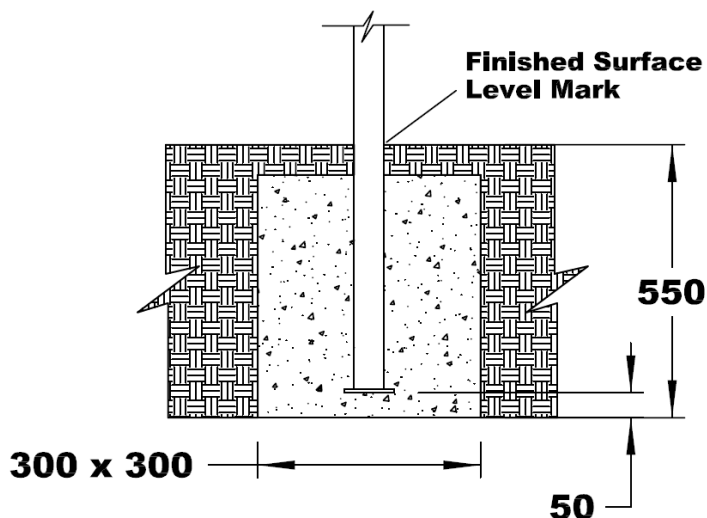
1. Mark our holes as per Figure 1
2. Excavate holes as per Figure 2
3. Fit the Posts into the excavated holes and connect together using the various components with M10 x 30 Resistorx Bolts & Nylon Washes (Tap holes with a 10mm tap)
4. Once all equipment is fitted, check levels again, tighten all bolts and concrete into the ground

Do not leave unattended until satisfied the concrete has cured or the site is secure.

Hole Layout (fig. 1)

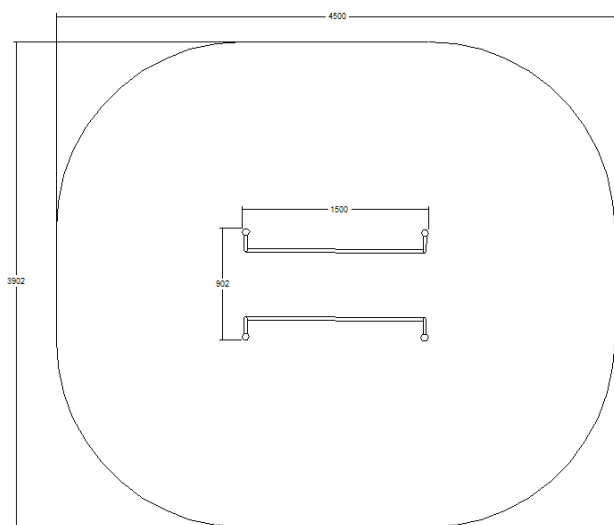


Foundation Detail (fig. 2)





All Play & Leisure's
product range is
fully compliant with
BS EN 16630



Plan View

Technical Information

Product Code

FZ104

Equipment Size

1500L x 902W x 1250H

Minimum Space

3902 x 4500

Exercise Type

Strength & Toning

Play & Leisure Ltd

Maintenance Schedule

Maintenance & Inspection

All Play & Leisure's products should be inspected and maintained in accordance with the recommendations as detailed in BS EN 1176-7:2008

If any part of the equipment is found to be unsafe during an inspection and cannot be immediately rectified the equipment should be protected against further use.

Routine Visual Inspection.

Routine visual inspections are to be conducted to identify obvious hazards resulting from vandalism, use or weather conditions. e.g. Hazards such as broken parts or broken bottles.

Operational Inspection.

To reduce accidents the operator should ensure an appropriate routine maintenance schedule is established, implemented and maintained. Inspection shall be carried out on a monthly basis, although consideration should be taken regarding local conditions and usage.

During a operational inspection the following should be included:

- Tightening of fastenings.
- Re-painting and re-treatment of surfaces.
- Maintenance of any impact attenuating surfaces.
- Lubrication of bearings.
- Marking of equipment to signify loose fill finished surface levels.
- Cleaning.
- Removal of broken glass and other debris or contaminants.
- Restoring loose fills to the correct level.
- Maintenance of free space areas.

Annual Main Inspection (NOT EXCEEDING 12 MONTHS)

Inspection intended to establish the overall level of safety of equipment, foundation and playing surfaces.

- Effects of weather.
- Rotting or corrosion.
- A change in the level of safety of the equipment as a result of repairs made, or of added or replaced components

One Post Equipment Maintenance.

Special attention should be paid to the stability of products being of a one post design.

Corrective Maintenance.

Corrective maintenance should include measures to correct defects, or to establish the necessary levels of safety of the playground equipment and surfaces. Such measures should include:

- Replacement of fastenings.
- Welding or welding repairs.
- Replacement of worn or defective parts.
- Replacement of defective structural components.

Equipment Alterations.

Alterations to parts of any products that could affect the essential safety of the equipment should only be carried out after consultation with Play and Leisure.

Equipment Identification

Information regarding the manufacturer, I.D. Number, year of manufacturer and the European Standard is displayed on an identification plaque.